

Laporan Mingguan (Oct 18 – Oct 22)

Ringkasan:

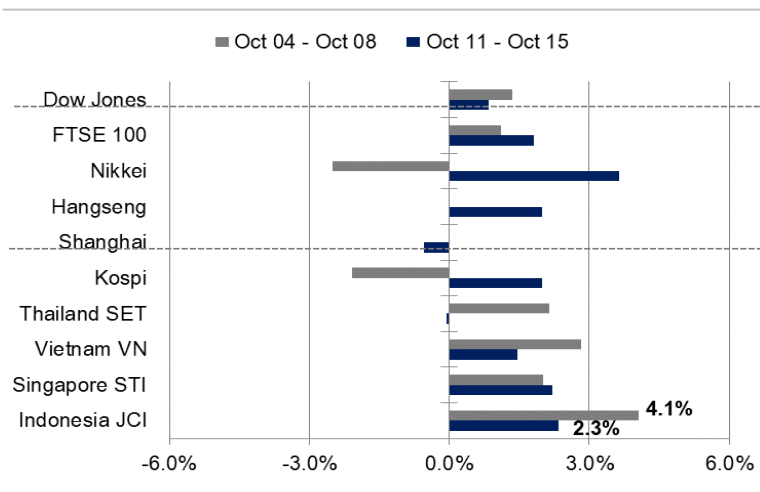
Ulasan Pekan Lalu: Penguatan IHSG masih berlanjut hingga pekan lalu dan berhasil mencatatkan all time high, diikuti oleh aliran dana asing yang masuk ke pasar modal Indonesia. Di sisi global, pelaku pasar masih mencermati masalah rantai suplai yang mendorong reli beberapa harga komoditas. Selain itu, rilis notulen rapat the Fed periode September menunjukkan sebagian besar pejabat bank sentral tersebut melihat bahwa proses tapering akan dimulai pada pertengahan November. Di sisi domestik, neraca perdagangan Indonesia periode September kembali mencatatkan surplus sebesar USD4,37 miliar di mana bahan bakar mineral, lemak dan minyak hewan/nabati, serta besi dan baja menyumbang surplus terbesar.

Prakiraan Pekan Ini: Setelah menguat selama 5 pekan berturut-turut, pergerakan IHSG berpeluang untuk mengalami koreksi wajar. Bank Indonesia dijadwalkan untuk melaksanakan Rapat Dewan Gubernur (RDG) pada awal pekan, dimana konsensus memperkirakan bahwa bank sentral tersebut akan tetap mempertahankan tingkat suku bunga acuan BI-7DRR di level 3,5%. Tingkat inflasi yang masih rendah serta program tapering-off the Federal Reserve yang diperkirakan akan dimulai bulan depan, menjadi beberapa poin yang menjadi pertimbangan. Dari sisi global, investor akan mencermati perkembangan krisis energi di berbagai negara; serta dampaknya terhadap harga-harga komoditas.

JCI Index	: 6,633.33 (+2.3%)
Foreign Flow	: Net buy of IDR4.7 trillion (vs. last week's net buy of IDR12.3 trillion)
USD/IDR	: 14,075 (-1.04%)

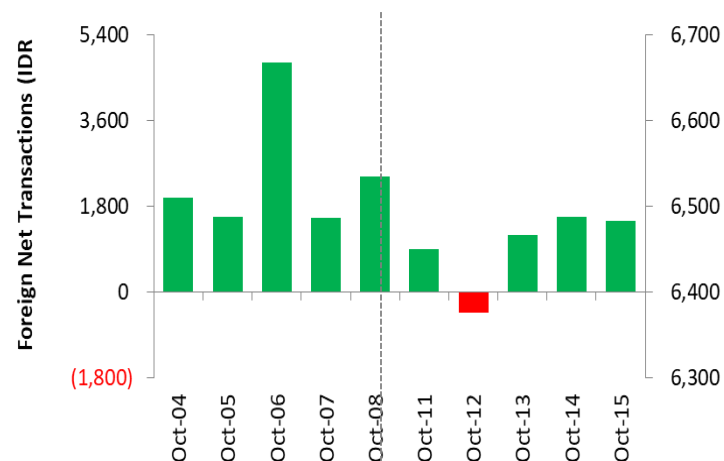
Last Week's JCI Movement

Global Market Movement



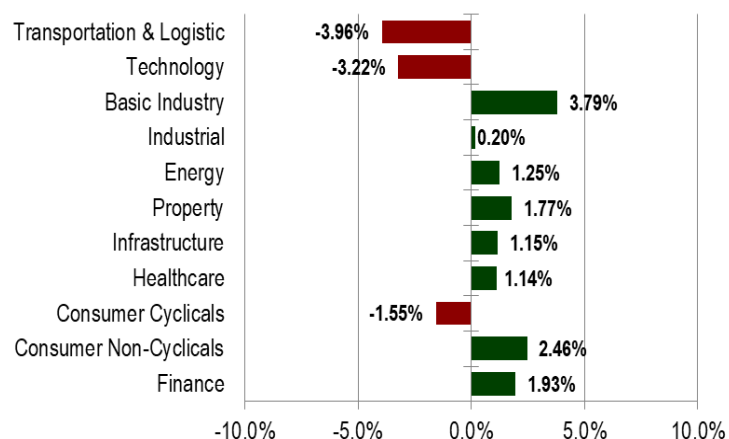
Source: Bloomberg, NHKSI Research

Foreign Net Flow – Last 10 Days



Source: Bloomberg, NHKSI Research

JCI Sector Movement



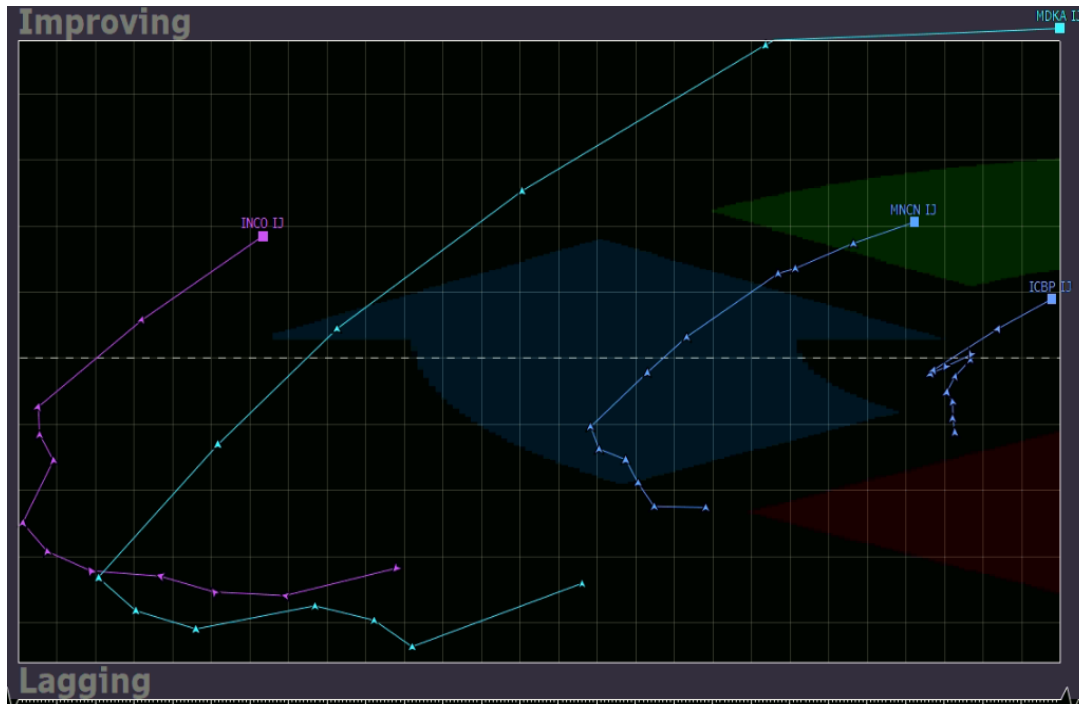
Source: Bloomberg, NHKSI Research

JCI's Top Foreign Transaction

Top Buy (RG)	NB Val.	Top Sell (RG)	NS Val.
BBRI	2,003,701	CASA	-1,022,455
BMRI	896,718	BBNI	-188,607
ASII	589,130	EXCL	-125,001
BBCA	496,146	SMGR	-92,170
TLKM	367,170	ABMM	-83,595

Source: Bloomberg, NHKSI Research

Stocks Recommendation



Stocks	TP	SL
INCO	5325	5000
INDF	7425	6700
MDKA	3450	3100
MNCN	1065	900

Source: Bloomberg, NHKSI Research

JCI Index

Support	6400	Resistance	6750
---------	------	------------	------



Source: NHKSI Research, Bloomberg

Economic Calendar

Date	Country	Hour JKT	Event	Period	Consensus	Previous
Monday, 18-Oct.	CH	09:00	GDP YoY	3Q	5.0%	7.9%
	CH	09:00	Retail Sales YoY	Sept.	3.5%	2.5%
	CH	09:00	Industrial Production YoY	Sept.	3.8%	5.3%
	US	20:15	Industrial Production MoM	Sept.	--	0.4%
Tuesday, 19-Oct.	ID	14:20	Bank Indonesia 7D Reverse Repo Rate	Oct.	3.50%	3.50%
	US	19:30	Housing Starts	Sept.	1,610k	1,615k
Wednesday, 20-Oct.	UK	13:00	CPI MoM	Sept.	--	0.7%
	UK	13:00	CPI YoY	Sept.	--	3.2%
	EC	16:00	CPI YoY	Sept.	--	3.0%
	US	18:00	MBA Mortgage Applications	Oct.	--	0.2%
Thursday, 21-Oct.	US	19:30	Initial Jobless Claims	Oct.	--	293k
	US	21:00	Leading Index	Sept.	0.5%	0.9%
	US	21:00	Existing Home Sales	Sept.	6.02m	5.88m
Friday, 22-Oct.	UK	15:30	Markit UK PMI Manufacturing	Oct.	--	57.1
	GE	14:30	Markit/BME Germany Manufacturing	Oct.	--	58.4
	EC	15:00	Markit Eurozone Manufacturing	Oct.	--	58.6
	US	20:45	Markit US Manufacturing PMI	Oct.	60.5	60.7

Source: Bloomberg, NHKSI Research

Corporate Action Calendar

Date	Event	Company
Monday, 18-Oct.	RUPS	--
	Cum Dividend	--
Tuesday, 19-Oct.	RUPS	UNSP, TGKA
	Cum Dividend	--
Wednesday, 20-Oct.	RUPS	PSSI
	Cum Dividend	--
Thursday, 21-Oct.	RUPS	ZINC, PYFA, PMJS, LTLS, IKAI, CCSI, BHAT
	Cum Dividend	--
Friday, 22-Oct.	RUPS	HAI, BBRM
	Cum Dividend	--

Source: NHKSI Research

NH KSI Stocks Coverage

	Last Price	End of Last Year Price	Target Price*	Rating	Upside Potential (%)	1 Year Change (%)	Market Cap (IDR tn)	Price / EPS (TTM)	Price / BVPS	Return on Equity (%)	Dividend Yield TTM (%)	Sales Growth Yoy (%)	EPS Growth Yoy (%)	Adj. Beta
Finance	3,170.8													
BBCA	7,650	6,770	7,240	Underweight	(5.4)	32.2	943.1	32.1x	5.0x	16.5	1.4	(0.1)	18.1	1.1
BBRI	4,320	4,068	N/A	<i>Under Review</i>		33.8	653.5	25.9x	2.8x	11.0	2.2	6.4	22.8	1.3
BBNI	6,750	6,175	6,050	Underweight	(10.4)	41.2	125.9	32.6x	1.1x	3.4	0.7	(5.7)	12.8	1.5
BMRI	7,150	6,325	7,450	Hold	4.2	27.7	333.7	17.3x	1.8x	10.5	3.1	8.0	21.5	1.3
Consumer Non-Cyclicals	1,118.9													
ICBP	9,275	9,575	11,300	Buy	21.8	(4.9)	108.2	16.8x	3.3x	20.9	2.3	22.4	(4.8)	0.7
INDF	6,775	6,850	8,000	Buy	18.1	(3.9)	59.5	8.4x	1.3x	16.3	4.1	20.1	20.7	0.9
MYOR	2,570	2,710	2,700	Overweight	5.1	6.6	57.5	27.9x	4.8x	18.2	2.0	18.7	0.0	0.8
CPIN	6,350	6,525	6,675	Overweight	5.1	9.0	104.1	20.7x	4.0x	20.6	1.8	28.8	73.0	1.2
AALI	10,425	12,325	12,000	Buy	15.1	(4.8)	20.1	18.4x	1.0x	5.7	2.4	19.3	65.7	1.4
LSIP	1,460	1,375	1,380	Underweight	(5.5)	57.0	10.0	9.0x	1.0x	12.0	1.4	39.0	461.5	1.6
Consumer Cyclicals	342.7													
ERAA	600	440	850	Buy	41.7	81.3	9.6	9.1x	1.7x	19.9	2.3	47.6	386.1	1.2
MAPI	880	790	825	Underweight	(6.3)	34.4	14.6	109.5x	2.6x	2.3	N/A	33.9	N/A	1.2
ACES	1,405	1,715	1,600	Overweight	13.9	(10.5)	24.1	37.0x	4.9x	13.1	2.3	(7.0)	(23.6)	1.0
Healthcare	245.0													
KLBF	1,445	1,480	1,750	Buy	21.1	(7.4)	67.7	23.8x	3.8x	16.6	3.9	6.6	7.9	0.9
SIDO	775	799	930	Buy	20.0	2.8	23.4	22.7x	7.3x	32.8	4.4	13.4	21.3	0.7
MIKA	2,270	2,730	3,250	Buy	43.2	(15.9)	32.3	27.7x	5.8x	23.8	1.6	65.8	115.0	0.3
Infrastructure	783.81													
TLKM	3,810	3,269	4,400	Buy	15.5	38.8	377.4	17.0x	3.8x	22.9	4.4	3.9	13.3	1.1
ISAT	6,500	5,050	6,400	Hold	(1.5)	218.6	35.3	6.8x	2.0x	34.9	N/A	11.4	N/A	1.4
JSMR	4,430	4,630	5,100	Buy	15.1	17.5	32.2	25.7x	1.6x	6.5	N/A	1.6	709.1	1.3
EXCL	3,150	2,730	3,150	Hold	-	47.9	33.8	N/A	1.7x	(3.3)	1.0	(0.8)	(58.9)	1.1
TOWR	1,205	960	1,520	Buy	26.1	18.1	61.5	18.6x	5.7x	32.6	2.3	7.8	30.8	0.8
TBIG	2,890	1,630	3,240	Overweight	12.1	99.3	65.5	51.8x	7.1x	16.1	1.1	15.3	29.9	0.7
WIKA	1,440	1,985	1,410	Hold	(2.1)	17.1	12.9	684.1x	0.9x	0.1	N/A	(5.1)	(66.7)	1.8
PTPP	1,330	1,865	1,380	Hold	3.8	46.2	8.2	41.7x	0.8x	1.8	N/A	(4.3)	366.7	1.8

Source : Bloomberg, NH KSI Research

NH KSI Stocks Coverage

	Last Price	End of Last Year Price	Target Price*	Rating	Upside Potential (%)	1 Year Change (%)	Market Cap (IDR tn)	Price / EPS (TTM)	Price / BVPS	Return on Equity (%)	Dividend Yield TTM (%)	Sales Growth Yoy (%)	EPS Growth Yoy (%)	Adj. Beta
Property & Real Estate							272.3							
CTRA	1,130	985	1,320	Buy	16.8	49.7	21.0	12.8x	1.3x	10.7	0.8	43.4	188.9	1.4
BSDE	1,145	1,225	1,345	Buy	17.5	44.9	24.2	22.9x	0.8x	3.5	N/A	39.2	N/A	1.4
PWON	530	510	585	Overweight	10.4	34.5	25.5	28.0x	1.7x	6.2	N/A	24.6	(3.7)	1.5
Energy							508.3							
PGAS	1,525	1,655	2,030	Buy	33.1	47.3	37.0	N/A	1.1x	(3.0)	N/A	(0.3)	2600.0	1.8
PTBA	2,830	2,810	2,250	Sell	(20.5)	40.8	32.6	11.0x	1.8x	17.4	2.6	14.2	38.3	1.1
ITMG	26,000	13,850	16,250	Sell	(37.5)	221.0	29.4	15.7x	2.2x	14.3	1.8	3.6	266.7	1.3
ADRO	1,860	1,430	1,840	Hold	(1.1)	61.0	59.5	26.1x	1.1x	4.3	3.6	14.7	9.5	1.4
Industrial							417.0							
UNTR	25,500	26,600	25,500	Hold	-	17.5	95.1	14.7x	1.5x	10.5	3.2	12.4	11.2	0.9
ASII	6,250	6,025	6,000	Hold	(4.0)	31.9	253.0	18.6x	1.6x	8.6	2.1	19.6	(22.4)	1.2
Basic Ind.							814.4							
SMGR	8,775	12,425	12,275	Buy	39.9	(3.6)	52.0	17.5x	1.5x	8.9	2.1	1.2	30.1	1.3
INTP	11,350	14,475	14,225	Buy	25.3	(2.6)	41.8	21.7x	1.8x	8.3	6.4	8.0	24.8	1.2
INCO	5,100	5,100	5,500	Overweight	7.8	28.8	50.7	40.7x	1.8x	4.4	0.9	15.1	18.0	1.6
ANTM	2,470	1,935	3,270	Buy	32.4	164.2	59.4	26.7x	3.0x	11.7	0.7	87.0	N/A	1.8

Source : Bloomberg, NH KSI Research

PT NH Korindo Sekuritas Indonesia

Member of Indonesia Stock Exchange

Head of Research

Anggaraksa Arismunandar

Market Strategy, Economy, Misc. Industry

T +62 21 5088 9134 ext. 9134

E anggaraksa@nhsec.co.id

Senior Technical Analyst

Dimas Wahyu Putra P

Technical

T +62 21 5088 ext 9128

E dimas.wahyu@nhsec.co.id

Analyst

Arief Machrus

Banking, Fixed Income

T +62 21 5088 ext 9127

E arief.machrus@nhsec.co.id

Analyst

Ajeng Kartika Hapsari

Property, Construction

T +62 21 5088 ext 9130

E ajeng@nhsec.co.id

Analyst

Putu Chantika Putri D

Consumer, Retail

T +62 21 5088 ext 9129

E putu.chantika@nhsec.co.id

Analyst

Glenn Samuael Tanuwidjaja

Telco, Mining

T +62 21 5088 ext 9128

E glenn.samuael@nhsec.co.id

Research Support

Jasmine Kusumawardani

T +62 21 5088 ext 9132

E jasmine.kusumawardani@nhsec.co.id

DISCLAIMER

This report and any electronic access hereto are restricted and intended only for the clients and related entities of PT NH Korindo Sekuritas Indonesia. This report is only for information and recipient use. It is not reproduced, copied, or made available for others. Under no circumstances is it considered as a selling offer or solicitation of securities buying. Any recommendation contained herein may not be suitable for all investors. Although the information hereof is obtained from reliable sources, its accuracy and completeness cannot be guaranteed. PT NH Korindo Sekuritas Indonesia, its affiliated companies, employees, and agents are held harmless from any responsibility and liability for claims, proceedings, action, losses, expenses, damages, or costs filed against or suffered by any person as a result of acting pursuant to the contents hereof. Neither is PT NH Korindo Sekuritas Indonesia, its affiliated companies, employees, nor agents are liable for errors, omissions, misstatements, negligence, inaccuracy contained herein.

PT NH Korindo Sekuritas Indonesia

Member of Indonesia Stock Exchange

Head Office :

District 8 Treasury Tower 51st Fl. Unit A,
SCBD Lot.28
Jl. Jendral Sudirman Kav. 52-53 Jakarta
Selatan 12190
Telp : +62 21 50889100
Fax : +62 21 50889101

Branch Office BSD:

ITC BSD Blok R No.48
Jl. Pahlawan Seribu Serpong
Tangerang Selatan 15322
Indonesia
Telp : +62 21 5316 2049
Fax : +62 21 5316 1687

Branch Office Medan:

Jl. Timor No. 147
Medan
Sumatera Utara 20234
Indonesia
Telp : +62 61 4156500
Fax : +62 61 4568560

Branch Office Semarang:

Jl. MH Thamrin No. 152
Semarang
Jawa Tengah 50314
Indonesia
Telp : +62 24 8446878
Fax : +62 24 8446879

Branch Office Jakarta Utara:

Jl. Bandengan Utara Kav. 81
Blok A No.02, Lt 1
Jakarta Utara 14440
Indonesia
Telp : +62 21 6667 4959
Fax : +62 21 6667 4960

Branch Office Pekanbaru:

Sudirman City Square
Jl. Jend. Sudirman Blok A No.7
Pekanbaru
Indonesia
Telp : +62 761 801 133

Branch Office Surabaya:

Spazio Tower Lt. 10, Unit S05
Jl. Mayjen Yono Suwoyo
Surabaya 60226
Indonesia
Telp : +62 31 9914 1344

Branch Office Makassar:

Jl. Gunung Latimojong No.120A
Makassar
Indonesia
Telp : +62 411 361 5255

Branch Office Bandung:

Paskal Hypersquare Blok A1
Jl. Pasirkaliki No 25-27
Bandung 40181
Indonesia
Telp : +62 22 8606 1012

Branch Office Denpasar:

Ruko Griya Alamanda No.9
Jl. Cok Agung Tresna
Denpasar
Indonesia