

Laporan Mingguan (Agustus 09 –13)

Ringkasan:

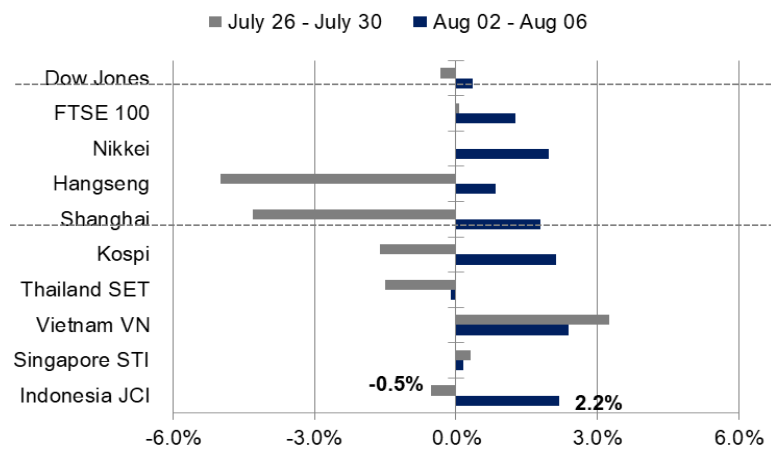
Ulasan Pekan Lalu: IHSG selama sepekan lalu berhasil berakhir menguat di tengah perpanjangan PPKM level 4 di beberapa daerah hingga 9 Agustus mendatang. Di sisi lain, rilis data PDB Indonesia kuartal II-2021 mencapai 7,7% YoY, yang merupakan pertumbuhan positif pertama setelah empat kuartal sebelumnya selalu mencatat kontraksi. Namun, data PMI Indonesia tercatat mengalami penurunan ke level 40,1 pada Juli 2021 dan inflasi tercatat sebesar 1,52% YoY. Dari sisi global, yield US Treasury 10 tahun masih berada di level 1,2% pasca rilis data manufaktur AS yang dilaporkan melambat.

Prakiraan Pekan Ini: Memasuki pekan kedua Agustus, pergerakan IHSG berpotensi untuk digerakkan oleh sentimen dari domestik. Pertama, investor akan menunggu lebih banyak emiten melaporkan kinerja kuartal II/2021. Hingga 6 Agustus 2021, baru sekitar sepertiga dari total emiten di BEI yang telah merilis laporan keuangannya. Kedua, rilis survey Indeks Keyakinan Konsumen (IKK) periode Juli 2021 yang berpotensi untuk turun ke zona pesimis pasca pengetatan aktivitas sosial dan ekonomi. Pelaku pasar juga akan mencermati keputusan status perpanjangan PPKM yang dijadwalkan berakhir awal pekan ini.

JCI Index	: 6,203.43 (+2.2%)
Foreign Flow	: Net buy of IDR1.2 trillion (vs. last week's net sell of IDR1.0 trillion)
USD/IDR	: 14,353 (-0.76%)

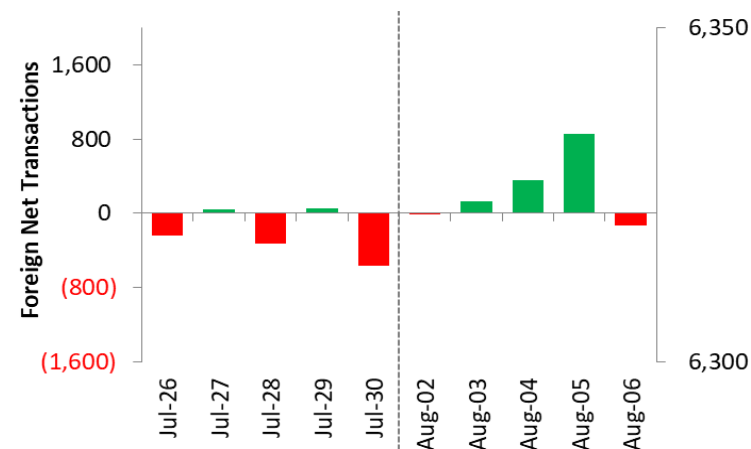
Last Week's JCI Movement

Global Market Movement



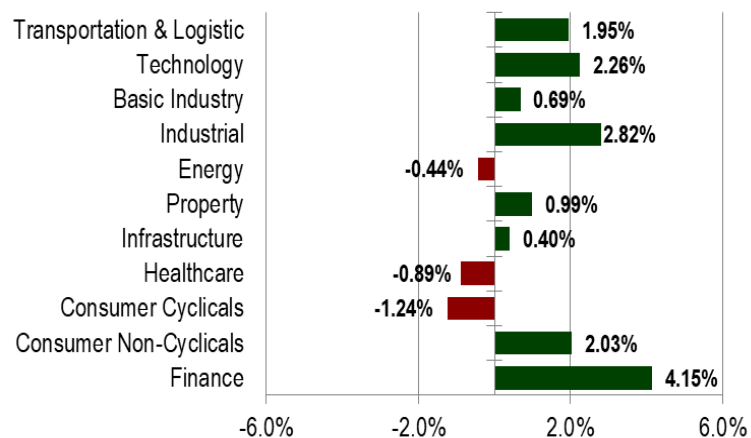
Source: Bloomberg, NHKSI Research

Foreign Net Flow – Last 10 Days



Source: Bloomberg, NHKSI Research

JCI Sector Movement



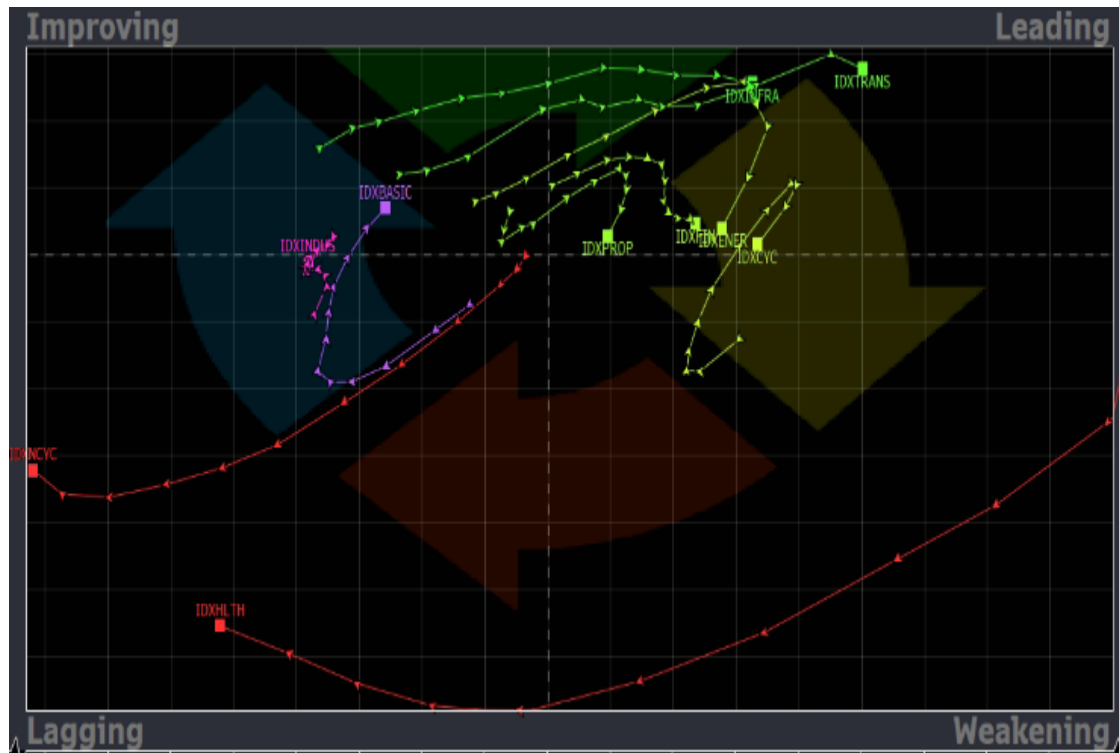
Source: Bloomberg, NHKSI Research

JCI's Top Foreign Transaction

Top Buy (RG)	NB Val.	Top Sell (RG)	NS Val.
BABP	393,324	BUKA	-246,695
ASII	283,773	BFIN	-239,926
BBRI	268,006	WIKA	-73,901
BBCA	234,295	ADRO	-70,172
TLKM	178,483	BCAP	-59,161

Source: Bloomberg, NHKSI Research

Stocks Recommendation



- 1. Sector : Basic Industry**
Top Pick(s) : BRPT (TP: 1220 - SL: 1090)
TPIA (TP: 10100 - SL: 9200)
WSBP (TP: 180 - SL: 130)
- 2. Sector : Infrastructure**
Top Pick(s) : EXCL (TP: 2800 - SL: 2500)
FREN (TP: 170 - SL: 150)
WEGE (TP: 188 - SL: 170)
- 3. Sector : Transportation**
Top Pick(s) : ASSA (TP: 2810- SL: 2550)
BIRD (TP: 1200- SL: 1075)

Source: Bloomberg, NHKSI Research

JCI Index

Support

6140

Resistance

6260



Source: NHKSI Research, Bloomberg

Economic Calendar

Date	Country	Hour JKT	Event	Period	Consensus	Previous
Monday, 09-August	ID		Consumer Confidence Index	Jul	--	107.4
	CH	08:30	CPI YoY	Jul	0.80%	1.10%
	CH	08:30	PPI YoY	Jul	8.60%	8.80%
Tuesday, 10-August	GE	16:00	ZEW Survey Expectations	Aug	--	63.3
	GE	16:00	ZEW Survey Current Situation	Aug	--	21.9
Wednesday, 11-August	GE	13:00	CPI YoY	Jul	3.80%	3.80%
	US	18:00	MBA Mortgage Applications	Aug	--	-1.70%
	US	19:30	CPI Ex Food and Energy MoM	Jul	0.40%	0.90%
	US	19:30	CPI YoY	Jul	5.30%	5.40%
Thursday, 12-August	US	01:00	Monthly Budget Statement	Jul	-\$255.0b	-\$174.2b
	UK	13:00	GDP YoY	2Q21	--	-6.10%
	UK	13:00	Industrial Production YoY	Jun	--	20.60%
	UK	13:00	Manufacturing Production MoM	Jun	--	-0.10%
	UK	13:00	Trade Balance GBP/Mn	Jun	--	£884m

Source: Bloomberg, NHKSI Research

Corporate Action Calendar

Date	Event	Company
Monday, 09-August	RUPS Cum Dividend	MTPS; CLAY; BTEK; ANDI TBLA; BUDI; AGII
Tuesday, 10-August	RUPS Cum Dividend Right Issue	ELSA; SOHO; SMSM; SGER; PANS ASJT
Wednesday, 11-August	RUPS	OCAP
Thursday, 12-August	RUPS	WOOD; SNLT; SMKL; SHIP; JAST; INCF; ESTI; EKAD; CAMP; BWPT; BESS; ASDM
Friday, 13-August	RUPS	PTSN; POWR; IIKP; DMND

Source: NHKSI Research

NH KSI Stocks Coverage

	Last Price	End of Last Year Price	Target Price*	Rating	Upside Potential (%)	1 Year Change (%)	Market Cap (IDR tn)	Price / EPS (TTM)	Price / BVPS	Return on Equity (%)	Dividend Yield TTM (%)	Sales Growth Yoy (%)	EPS Growth Yoy (%)	Adj. Beta
Finance							2,873.7							
BBCA	30,800	33,850	38,000	Buy	23.4	(1.6)	759.4	25.9x	4.1x	16.5	1.7	(0.1)	18.1	1.1
BBRI	3,930	4,170	5,100	Buy	29.8	26.4	484.7	23.0x	2.5x	11.0	2.5	13.4	22.8	1.3
BBNI	5,125	6,175	6,050	Buy	18.0	10.5	95.6	67.5x	0.8x	1.3	0.9	(12.2)	(44.4)	1.5
BMRI	5,975	6,325	7,900	Buy	32.2	3.5	278.8	14.4x	1.5x	10.5	3.7	8.0	21.5	1.3
Consumer Non-Cyclicals							1,016.1							
GGRM	32,800	41,000	34,200	Hold	4.3	(36.4)	63.1	10.3x	1.0x	10.6	7.9	12.9	(39.5)	0.9
ICBP	8,275	9,575	11,300	Buy	36.6	(19.9)	96.5	15.2x	3.1x	21.6	2.6	25.7	(12.4)	0.7
INDF	6,225	6,850	8,000	Buy	28.5	(11.4)	54.7	8.1x	1.2x	16.1	4.5	27.2	23.1	0.8
MYOR	2,230	2,710	2,700	Buy	21.1	(2.2)	49.9	24.2x	4.2x	18.2	2.3	18.7	0.0	0.8
HMSP	1,075	1,505	1,300	Buy	20.9	(35.8)	125.0	16.0x	4.8x	29.8	6.8	6.5	(14.3)	1.0
UNVR	4,420	7,350	5,500	Buy	24.4	(45.9)	168.6	25.5x	42.0x	102.8	4.2	(7.3)	(15.8)	0.8
CPIN	6,200	6,525	6,675	Overweight	7.7	(1.2)	101.7	23.2x	4.1x	18.7	1.8	23.8	61.8	1.3
AALI	8,025	12,325	12,000	Buy	49.5	(17.3)	15.4	14.2x	0.8x	5.7	2.4	19.3	65.7	1.4
LSIP	1,080	1,375	1,380	Buy	27.8	10.2	7.4	8.0x	0.8x	10.0	1.4	47.6	266.7	1.5
Consumer Cyclicals							323.5							
ERAA	645	440	800	Buy	24.0	111.5	10.3	13.2x	1.8x	14.9	2.1	39.0	165.6	1.3
MAPI	695	790	825	Buy	18.7	-	11.5	86.5x	2.0x	2.3	N/A	33.9	N/A	1.2
ACES	1,335	1,715	1,600	Buy	19.9	(19.1)	22.9	33.0x	4.4x	14.9	2.4	(9.0)	(28.1)	1.0
SCMA	2,080	2,290	2,050	Hold	(1.4)	65.7	30.7	21.4x	6.5x	28.1	N/A	24.8	39.9	1.2
Healthcare							241.6							
KLBF	1,270	1,480	1,750	Buy	37.8	(20.6)	59.5	20.9x	3.3x	16.6	4.4	6.6	7.9	0.9
SIDO	795	805	930	Buy	17.0	13.6	23.9	23.2x	7.5x	32.8	3.9	13.4	21.3	0.8
MIKA	2,440	2,730	3,250	Buy	33.2	(0.4)	34.8	36.3x	6.6x	19.8	1.5	37.6	57.1	0.3
Infrastructure							734.57							
TLKM	3,320	3,269	4,400	Buy	32.5	11.3	328.9	15.7x	3.0x	19.5	5.1	(0.7)	2.6	1.1
ISAT	6,150	5,050	6,400	Hold	4.1	156.3	33.4	6.4x	1.9x	34.9	N/A	11.4	N/A	1.4
JSMR	3,750	4,630	5,100	Buy	36.0	(7.9)	27.2	21.8x	1.4x	6.5	N/A	1.6	709.1	1.3
EXCL	2,590	2,730	3,150	Buy	21.6	2.4	27.8	N/A	1.4x	(3.3)	1.2	(0.8)	(58.9)	1.2
TOWR	1,340	960	1,520	Overweight	13.4	16.5	68.4	21.5x	6.1x	30.8	2.1	7.5	60.0	0.9
TBIG	3,130	1,630	3,240	Hold	3.5	139.8	70.9	62.8x	7.3x	15.2	1.0	12.7	11.1	0.8
WIKA	925	1,985	1,390	Buy	50.3	(18.1)	8.3	50.3x	0.6x	1.2	N/A	(6.5)	(21.2)	1.8
PTPP	880	1,865	1,220	Buy	38.6	(6.4)	5.5	35.7x	0.5x	1.4	N/A	(16.7)	50.0	1.8

Source : Bloomberg, NH KSI Research

NH KSI Stocks Coverage

	Last Price	End of Last Year Price	Target Price*	Rating	Upside Potential (%)	1 Year Change (%)	Market Cap (IDR tn)	Price / EPS (TTM)	Price / BVPS	Return on Equity (%)	Dividend Yield TTM (%)	Sales Growth Yoy (%)	EPS Growth Yoy (%)	Adj. Beta
Property & Real Estate							257.3							
CTRA	860	985	1,320	Buy	53.5	33.3	16.0	11.5x	1.0x	9.2	0.9	22.6	30.0	1.4
BSDE	930	1,225	1,450	Buy	55.9	33.8	19.7	34.2x	0.6x	2.1	N/A	11.6	104.6	1.4
PWON	430	510	585	Buy	36.0	10.8	20.7	18.8x	1.4x	7.7	N/A	(32.4)	253.2	1.5
Energy							359.2							
PGAS	1,025	1,655	2,030	Buy	98.0	(17.0)	24.8	N/A	0.8x	(10.3)	N/A	(16.1)	28.9	1.7
PTBA	2,220	2,810	2,250	Hold	1.4	6.7	25.6	12.5x	1.4x	10.7	3.4	(22.0)	(44.4)	1.1
ITMG	16,175	13,850	16,250	Hold	0.5	102.8	18.3	18.2x	1.4x	7.5	2.9	(22.3)	300.0	1.2
ADRO	1,290	1,430	1,580	Buy	22.5	15.7	41.3	23.9x	0.7x	3.2	5.1	(7.8)	(27.0)	1.4
Industrial							338.1							
UNTR	18,900	26,600	25,500	Buy	34.9	(20.5)	70.5	10.9x	1.1x	10.5	3.4	12.4	11.2	0.9
ASII	4,940	6,025	6,000	Buy	21.5	(5.5)	200.0	14.7x	1.2x	8.6	2.3	19.6	(22.4)	1.2
Basic Ind.							778.5							
SMGR	8,450	12,425	12,275	Buy	45.3	(12.0)	50.1	16.9x	1.5x	8.9	2.2	1.2	30.1	1.3
INTP	10,150	14,475	14,225	Buy	40.1	(17.8)	37.4	19.4x	1.6x	8.3	12.1	8.0	24.8	1.2
INCO	4,960	5,100	5,500	Overweight	10.9	34.4	49.3	38.8x	1.7x	4.4	1.0	15.1	18.0	1.6
ANTM	2,330	1,935	3,270	Buy	40.3	179.0	56.0	27.2x	2.8x	10.9	0.7	77.0	N/A	1.8

Source : Bloomberg, NH KSI Research

PT NH Korindo Sekuritas Indonesia

Member of Indonesia Stock Exchange

Head of Research

Anggaraksa Arismunandar

Market Strategy, Economy, Misc. Industry

T +62 21 5088 9134 ext. 9134

E anggaraksa@nhsec.co.id

Senior Technical Analyst

Dimas Wahyu Putra P

Technical

T +62 21 5088 ext 9128

E dimas.wahyu@nhsec.co.id

Analyst

Arief Machrus

Banking, Fixed Income

T +62 21 5088 ext 9127

E arief.machrus@nhsec.co.id

Analyst

Ajeng Kartika Hapsari

Property, Construction

T +62 21 5088 ext 9130

E ajeng@nhsec.co.id

Analyst

Putu Chantika Putri D

Consumer, Retail

T +62 21 5088 ext 9129

E putu.chantika@nhsec.co.id

Analyst

Restu Pamungkas

Telco, Tower, Toll road

T +62 21 5088 ext 9133

E restu.pamungkas@nhsec.co.id

Research Support

Jasmine Kusumawardani

T +62 21 5088 ext 9132

E jasmine.kusumawardani@nhsec.co.id

DISCLAIMER

This report and any electronic access hereto are restricted and intended only for the clients and related entities of PT NH Korindo Sekuritas Indonesia. This report is only for information and recipient use. It is not reproduced, copied, or made available for others. Under no circumstances is it considered as a selling offer or solicitation of securities buying. Any recommendation contained herein may not be suitable for all investors. Although the information hereof is obtained from reliable sources, its accuracy and completeness cannot be guaranteed. PT NH Korindo Sekuritas Indonesia, its affiliated companies, employees, and agents are held harmless from any responsibility and liability for claims, proceedings, action, losses, expenses, damages, or costs filed against or suffered by any person as a result of acting pursuant to the contents hereof. Neither is PT NH Korindo Sekuritas Indonesia, its affiliated companies, employees, nor agents are liable for errors, omissions, misstatements, negligence, inaccuracy contained herein.

PT NH Korindo Sekuritas Indonesia

Member of Indonesia Stock Exchange

Head Office :

District 8 Treasury Tower 51st Fl. Unit A,
SCBD Lot.28
Jl. Jendral Sudirman Kav. 52-53 Jakarta
Selatan 12190
Telp : +62 21 50889100
Fax : +62 21 50889101

Branch Office BSD:

ITC BSD Blok R No.48
Jl. Pahlawan Seribu Serpong
Tangerang Selatan 15322
Indonesia
Telp : +62 21 5316 2049
Fax : +62 21 5316 1687

Branch Office Medan:

Jl. Timor No. 147
Medan
Sumatera Utara 20234
Indonesia
Telp : +62 61 4156500
Fax : +62 61 4568560

Branch Office Semarang:

Jl. MH Thamrin No. 152
Semarang
Jawa Tengah 50314
Indonesia
Telp : +62 24 8446878
Fax : +62 24 8446879

Branch Office Jakarta Utara:

Jl. Bandengan Utara Kav. 81
Blok A No.02, Lt 1
Jakarta Utara 14440
Indonesia
Telp : +62 21 6667 4959
Fax : +62 21 6667 4960

Branch Office Pekanbaru:

Sudirman City Square
Jl. Jend. Sudirman Blok A No.7
Pekanbaru
Indonesia
Telp : +62 761 801 133

Branch Office Surabaya:

Spazio Tower Lt. 10, Unit S05
Jl. Mayjen Yono Suwoyo
Surabaya 60226
Indonesia
Telp : +62 31 9914 1344

Branch Office Makassar:

Jl. Gunung Latimojong No.120A
Makassar
Indonesia
Telp : +62 411 361 5255

Branch Office Bandung:

Paskal Hypersquare Blok A1
Jl. Pasirkaliki No 25-27
Bandung 40181
Indonesia
Telp : +62 22 8606 1012

Branch Office Denpasar:

Ruko Griya Alamanda No.9
Jl. Cok Agung Tresna
Denpasar
Indonesia